



PROOF OF AUTHENTICITY



MZ Biolabs
2102 N Country Club Rd
Tucson, AZ 85716
contact@mzbiolabs.com
www.mzbiolabs.com

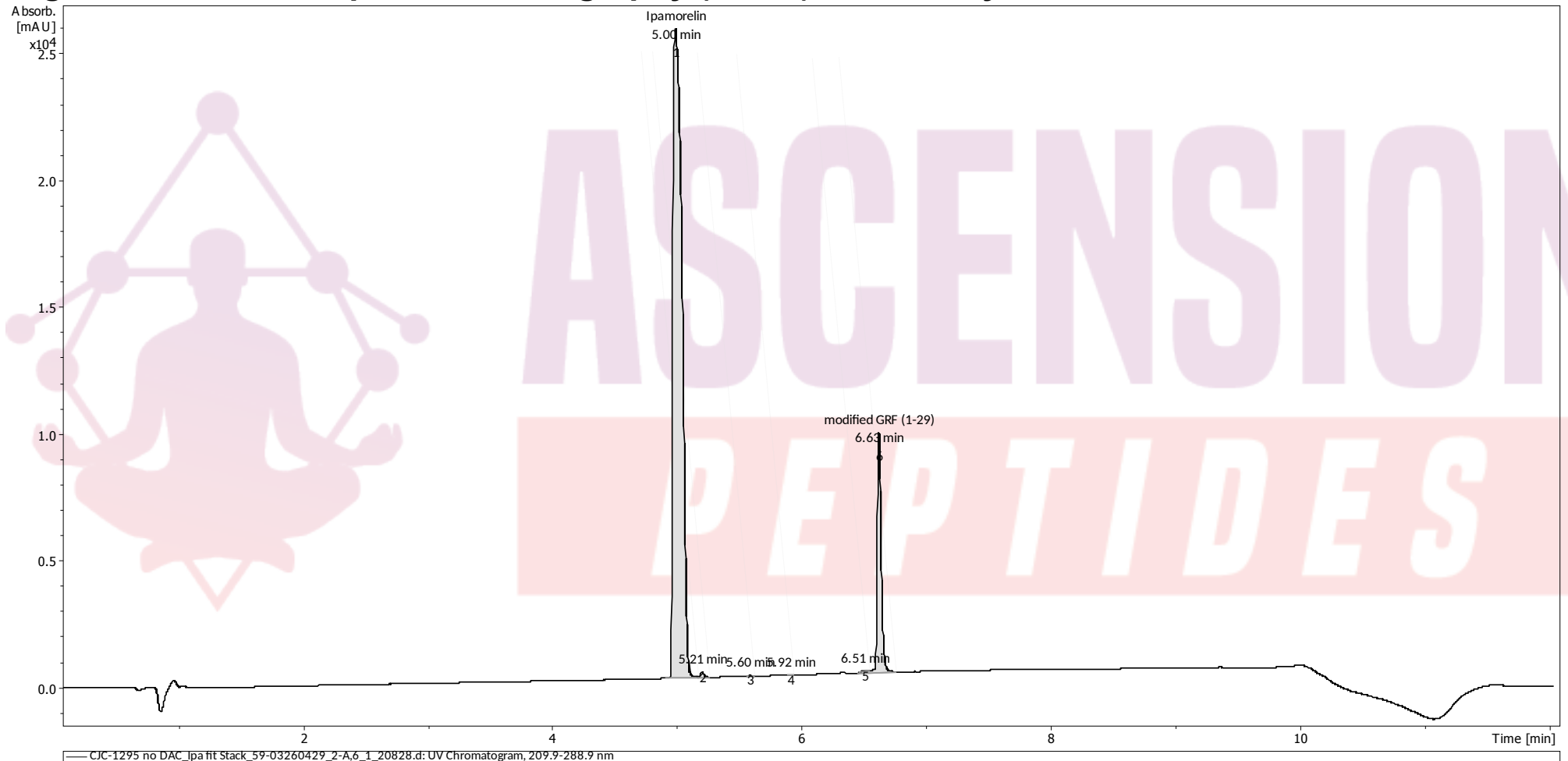
Certificate of Analysis

Ipamorelin, CJC-1295 no DAC

Compound : Ipamorelin, CJC-1295
Lot number : 59-03260429
Analysis date : 2026-03-20
Purity % : 99.61%
Ipamorelin : 13.14 mg
CJC-1295 : 10.77 mg
Method : HPLC-UV-MS

Client : Ascension Peptides
www.ascensionpeptides.com

High Performance Liquid Chromatography (HPLC) UV – Purity Test



PEAK LIST		Number of detected peaks: 6		
	Time (min)	Area	%Area	
1	5.00	1.31E+05	85.69	Ipamorelin
2	5.21	3.96E+02	0.26	
3	5.60	2.34E+01	0.02	
4	5.92	2.66E+01	0.02	
5	6.51	1.51E+02	0.10	
6	6.63	2.12E+04	13.92	CJC-1295
		Overall Purity	99.61	

Analysis Performed by
Ken Pendarvis, ChE
Analytical Chemist
MZ Biolabs
contact@mzbiolabs.com

Quantification by HPLC-UV

Ipamorelin measured quantity : 13.14 mg/vial
CJC-1295 measured quantity : 10.77 mg/vial

Note: Injectable peptides may contain salts and sugars to aid in solubility and act as pH buffers.
These are not normally detected using UV and are not considered impurities.

2026-03-24

Ipamorelin, CJC-1295 no DAC

Mass Spectrometry (MS) – Identity Test

Identity confirmed using HPLC-MS

Note : Monoisotopic m/z values are not easily seen in full spectrum view for larger molecules and peptides.
The dominant isotopic peak (base peak) shown in the spectrum below can be used to approximate the average molecular weight frequently reported by vendors and databases as a secondary means of confirmation.

Ipamorelin

PubChem CID: 9831659

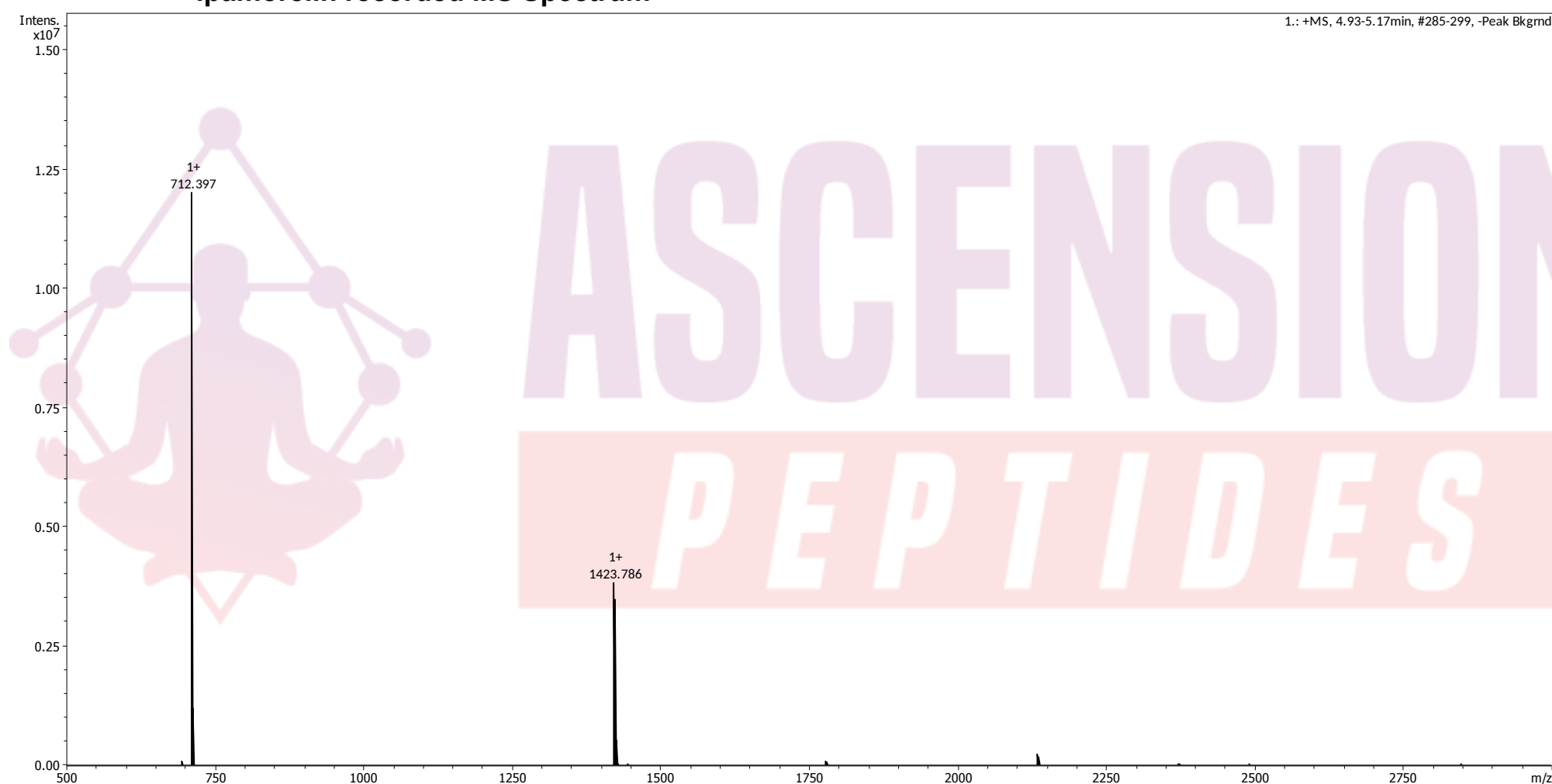
<https://pubchem.ncbi.nlm.nih.gov/compound/9831659>

Expected monoisotopic mass : 711.38 Da

Measured monoisotopic mass : 711.40 Da

Molecular weight confirmed

Ipamorelin recorded MS Spectrum



Analysis Performed by
Ken Pendarvis, ChE
Analytical Chemist
MZ Biolabs
contact@mzbiolabs.com



2026-03-24

Ipamorelin, CJC-1295 no DAC

Mass Spectrometry (MS) – Identity Test

Identity confirmed using HPLC-MS

Molecular weight calculated using monoisotopic m/z values from mass spectrum

Note : Monoisotopic m/z values are not easily seen in full spectrum view for larger molecules and peptides.
The dominant isotopic peak (base peak) shown in the spectrum below can be used to approximate the average molecular weight frequently reported by vendors and databases as a secondary means of confirmation.

CJC-1295 no DAC

PubChem CID: 91976842

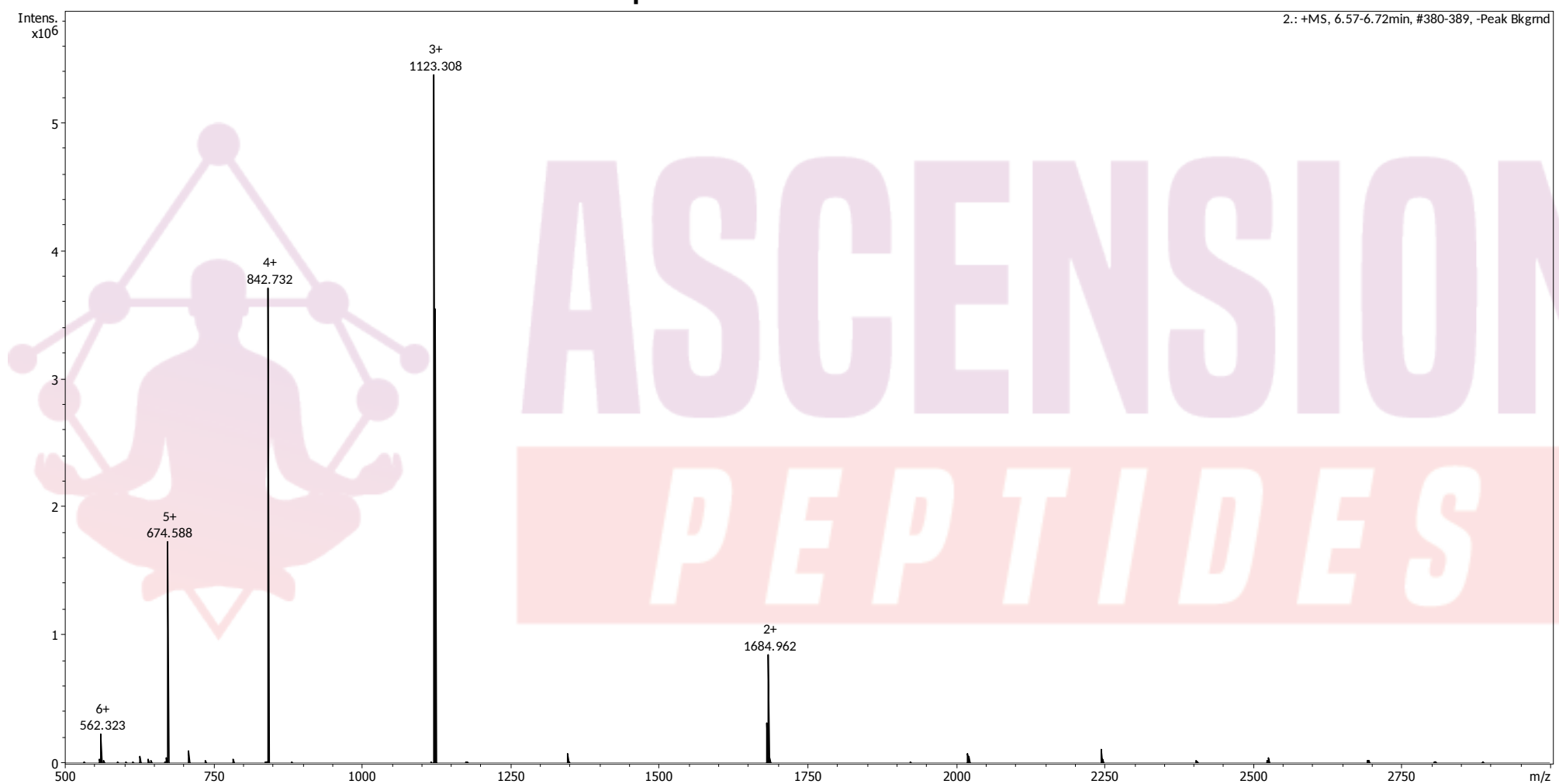
<https://pubchem.ncbi.nlm.nih.gov/compound/91976842>

Expected monoisotopic mass : 3365.89 Da

Measured monoisotopic mass : 3365.92 Da

Molecular weight confirmed

CJC-1295 no DAC recorded MS spectrum



Analysis Performed by
Ken Pendarvis, ChE
Analytical Chemist
MZ Biolabs
contact@mzbiolabs.com



2026-03-24