

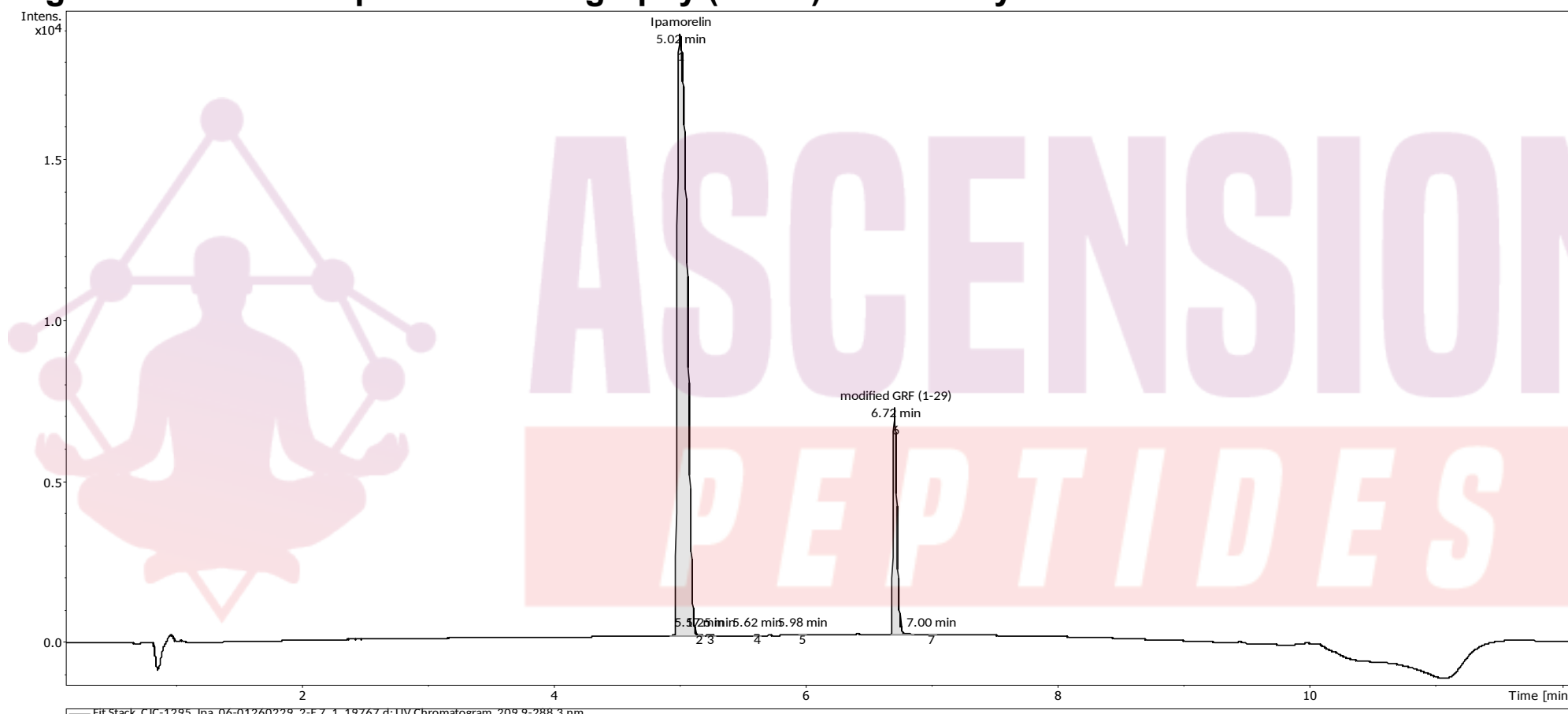


# Certificate of Analysis

## Ipamorelin, CJC-1295 no DAC

<b>Compound</b>	: <b>Ipamorelin, CJC-1295</b>	<b>Client</b>	: <b>Ascension Peptides</b>
<b>Lot number</b>	: <b>06-01260229</b>		: <a href="http://www.ascensionpeptides.com">www.ascensionpeptides.com</a>
<b>Analysis date</b>	: <b>2026-02-10</b>		
<b>Purity %</b>	: <b>99.86%</b>		
<b>Ipamorelin</b>	: <b>12.73 mg</b>		
<b>CJC-1295</b>	: <b>10.35 mg</b>		
<b>Method</b>	: <b>HPLC-UV-MS</b>		

### High Performance Liquid Chromatography (HPLC) UV – Purity Test



PEAK LIST		Number of detected peaks: 7		
	Time (min)	Area	%Area	
1	<b>5.02</b>	<b>9.86E+04</b>	<b>86.57</b>	<b>Ipamorelin</b>
2	5.17	4.97E+00	0.00	
3	5.25	8.29E+01	0.07	
4	5.62	3.17E+01	0.03	
5	5.98	2.54E+01	0.02	
6	<b>6.72</b>	<b>1.51E+04</b>	<b>13.29</b>	<b>CJC-1295</b>
7	7.00	1.13E+01	0.01	

**Overall Purity : 99.86**

Analysis Performed by  
 Ken Pendarvis, ChE  
 Analytical Chemist  
 MZ Biolabs  
[contact@mzbiolabs.com](mailto:contact@mzbiolabs.com)

#### Quantification by HPLC-UV

Ipamorelin measured quantity : 12.73 mg/vial

CJC-1295 measured quantity : 10.35 mg/vial

Note: Injectable peptides may contain salts and sugars to aid in solubility and act as pH buffers.

These are not normally detected using UV and are not considered impurities.



2026-02-15

# Ipamorelin, CJC-1295 no DAC

## Mass Spectrometry (MS) – Identity Test

### Identity confirmed using HPLC-MS

Note : Monoisotopic m/z values are not easily seen in full spectrum view for larger molecules and peptides.  
The dominant isotopic peak (base peak) shown in the spectrum below can be used to approximate the average molecular weight frequently reported by vendors and databases as a secondary means of confirmation.

### Ipamorelin

PubChem CID: 9831659

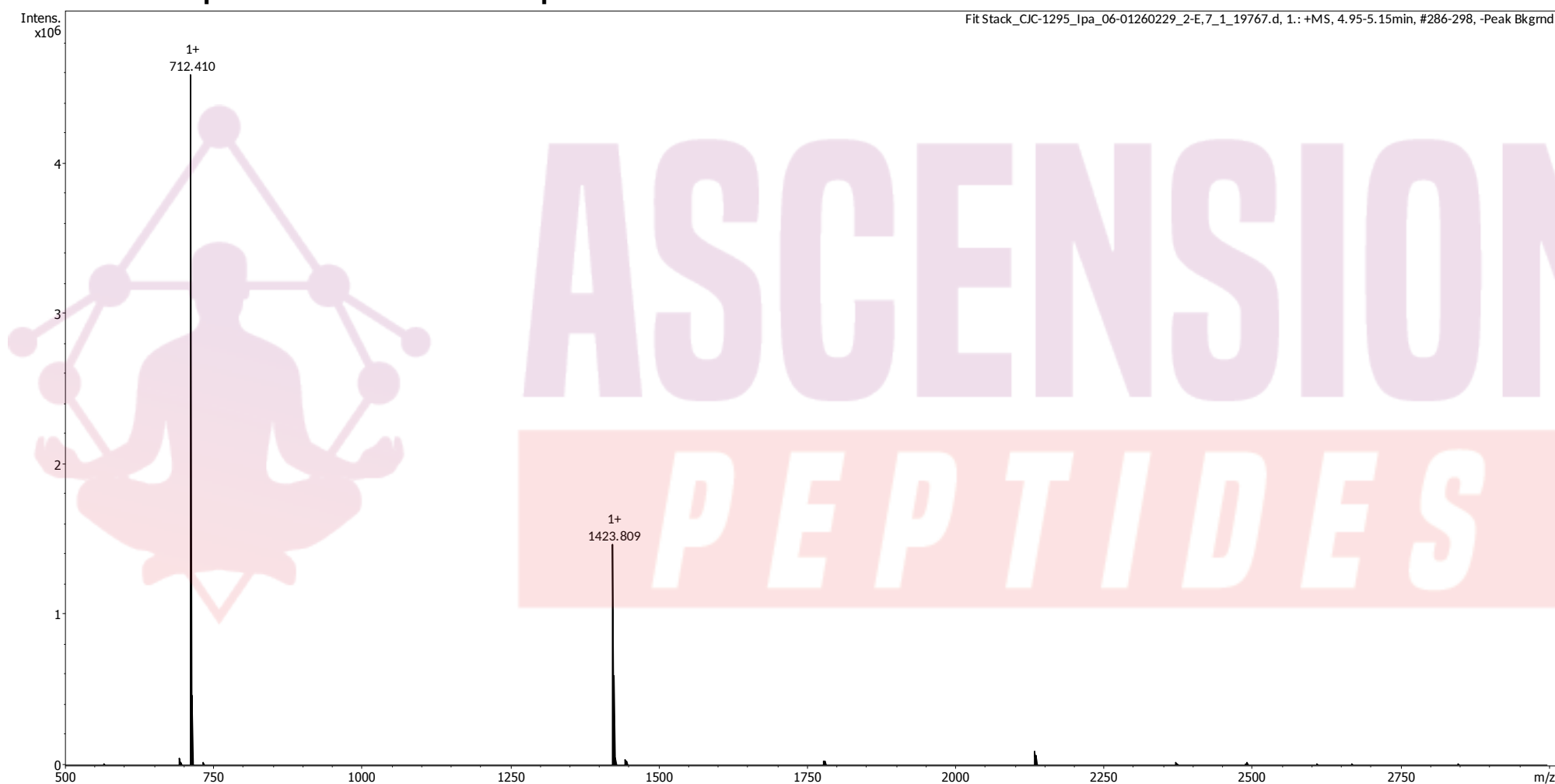
<https://pubchem.ncbi.nlm.nih.gov/compound/9831659>

Expected monoisotopic mass : 711.38 Da

Measured monoisotopic mass : 711.41 Da

**Molecular weight confirmed**

### Ipamorelin recorded MS Spectrum



Analysis Performed by  
Ken Pendarvis, ChE  
Analytical Chemist  
MZ Biolabs  
[contact@mzbiolabs.com](mailto:contact@mzbiolabs.com)



2026-02-15

# Ipamorelin, CJC-1295 no DAC

## Mass Spectrometry (MS) – Identity Test

### Identity confirmed using HPLC-MS

Molecular weight calculated using monoisotopic m/z values from mass spectrum

Note : Monoisotopic m/z values are not easily seen in full spectrum view for larger molecules and peptides.  
The dominant isotopic peak (base peak) shown in the spectrum below can be used to approximate the average molecular weight frequently reported by vendors and databases as a secondary means of confirmation.

### CJC-1295 no DAC

PubChem CID: 91976842

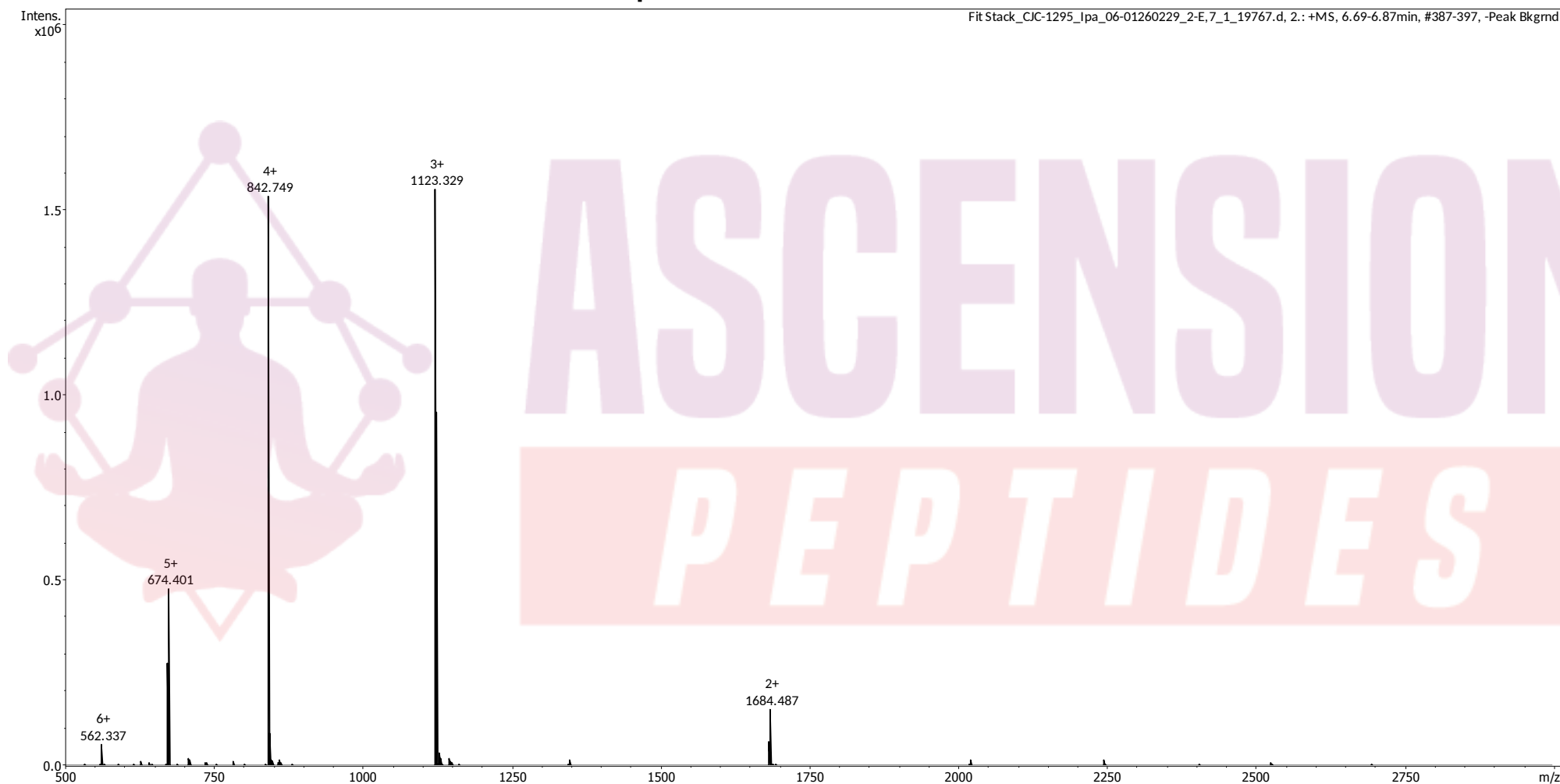
<https://pubchem.ncbi.nlm.nih.gov/compound/91976842>

Expected monoisotopic mass : 3365.89 Da

Measured monoisotopic mass : 3365.99 Da

**Molecular weight confirmed**

### CJC-1295 no DAC recorded MS spectrum



Analysis Performed by  
Ken Pendarvis, ChE  
Analytical Chemist  
MZ Biolabs  
[contact@mzbiolabs.com](mailto:contact@mzbiolabs.com)



2026-02-15