




MZ Biolabs  
2102 N Country Club Rd  
Tucson, AZ 85716  
[contact@mzbiolabs.com](mailto:contact@mzbiolabs.com)  
[www.mzbiolabs.com](http://www.mzbiolabs.com)

# Certificate of Analysis

## Wolverine (BPC-157 + Thymosin $\beta$ -4)

**Compound** : BPC-157, Thymosin beta4      **Client** : Ascension Peptides  
**Lot number** : 08-01260229      [www.ascensionpeptides.com](http://www.ascensionpeptides.com)  
**Analysis date** : 2026-01-28  
**Purity %** : 99.97%  
**BPC-157** : 13.88 mg  
**Thymosin  $\beta$ -4** : 11.73 mg  
**Method** : HPLC-UV-MS

### High Performance Liquid Chromatography (HPLC) UV – Purity Test



PEAK LIST		Number of detected peaks: 3		
	Time (min)	Area	%Area	
1	10.97	2.23E+05	63.65	BPC-157
2	11.48	1.27E+05	36.32	Thymosin beta4
3	12.51	1.22E+02	0.03	

**Overall Purity : 99.97**

Analysis Performed by  
Ken Pendarvis, ChE  
Analytical Chemist  
MZ Biolabs  
[contact@mzbiolabs.com](mailto:contact@mzbiolabs.com)

2026-02-05

Note: Injectable peptides may contain salts and sugars to aid in solubility and act as pH buffers. These are not normally detected using UV and are not considered impurities.

# Wolverine (BPC-157 + Thymosin $\beta$ -4)

## Mass Spectrometry (MS) – Identity Test

### Identity confirmed using HPLC-MS

Molecular weight calculated using monoisotopic m/z values from mass spectrum

Note : Monoisotopic m/z values are not easily seen in full spectrum view for larger molecules and peptides.  
The dominant isotopic peak (base peak) shown in the spectrum below can be used to approximate the average molecular weight frequently reported by vendors and databases as a secondary means of confirmation.

### BPC-157

PubChem CID: 9941957

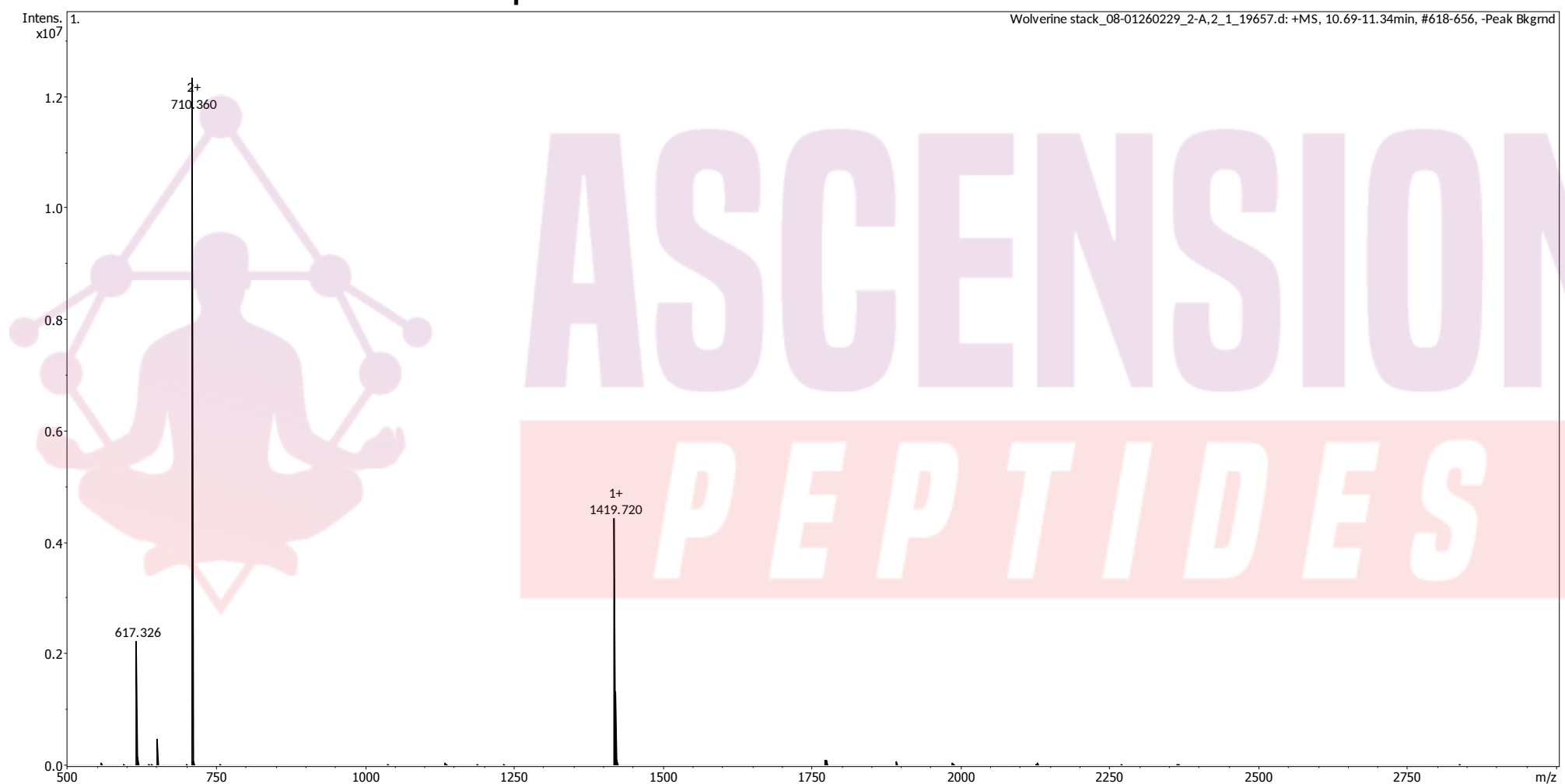
<https://pubchem.ncbi.nlm.nih.gov/compound/9941957>

Expected monoisotopic mass : 1418.70 Da

Measured monoisotopic mass : 1418.72 Da

**Molecular weight confirmed**

### BPC-157 recorded MS spectrum



Analysis Performed by  
Ken Pendarvis, ChE  
Analytical Chemist  
MZ Biolabs  
[contact@mzbiolabs.com](mailto:contact@mzbiolabs.com)



2026-02-05

# Wolverine (BPC-157 + Thymosin $\beta$ -4)

## Mass Spectrometry (MS) – Identity Test

### Identity confirmed using HPLC-MS

Molecular weight calculated using monoisotopic m/z values from mass spectrum

Note : Monoisotopic m/z values are not easily seen in full spectrum view for larger molecules and peptides.

The dominant isotopic peak (base peak) shown in the spectrum below can be used to approximate the average molecular weight frequently reported by vendors and databases as a secondary means of confirmation.

### Thymosin beta4

PubChem CID: 16132341

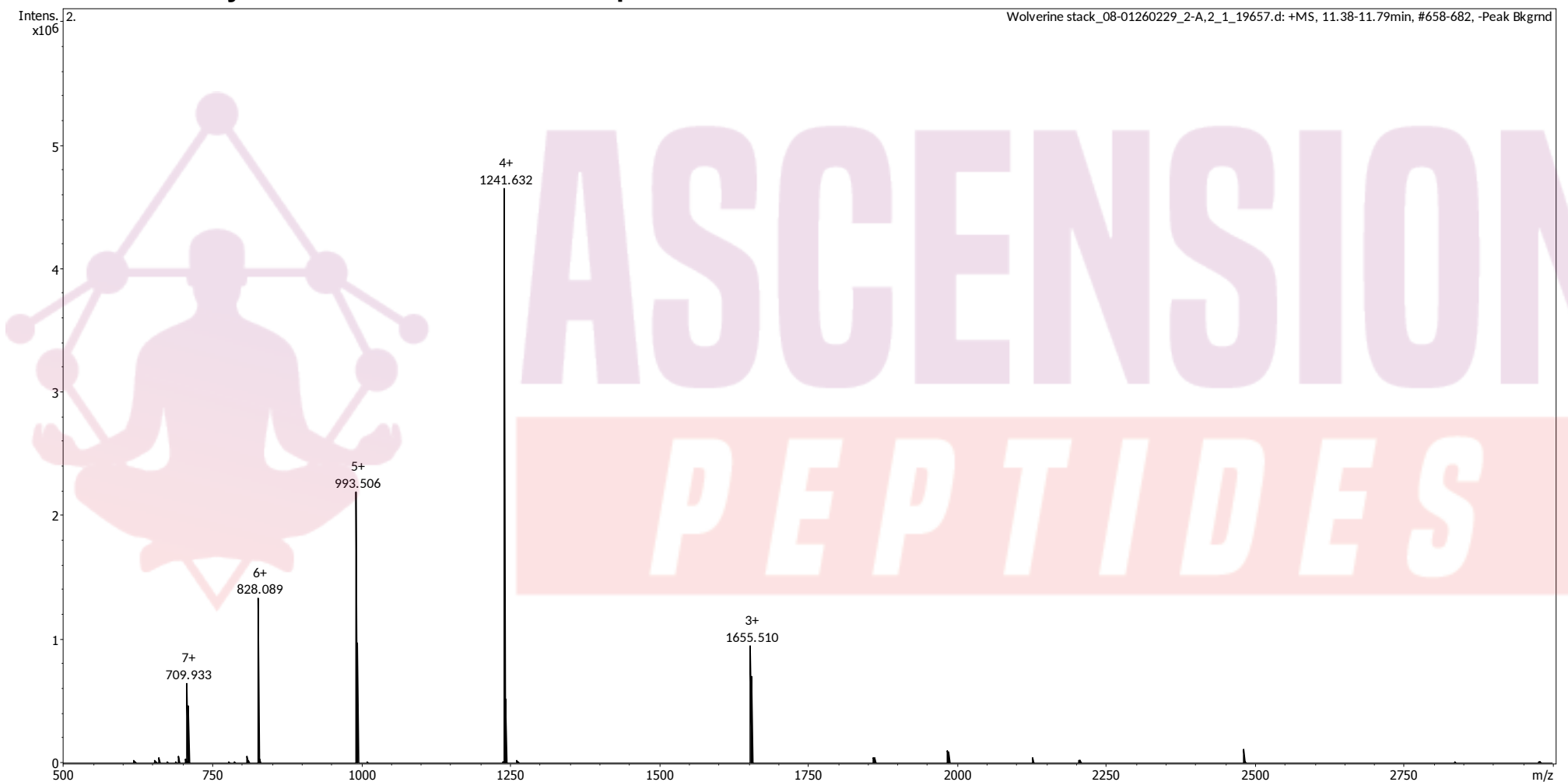
<https://pubchem.ncbi.nlm.nih.gov/compound/16132341>

Expected monoisotopic mass : 4960.48 Da

Measured monoisotopic mass : 4960.53 Da

**Molecular weight confirmed**

### Thymosin beta4 Recorded MS spectrum



Analysis Performed by  
Ken Pendarvis, ChE  
Analytical Chemist  
MZ Biolabs  
[contact@mzbiolabs.com](mailto:contact@mzbiolabs.com)



2026-02-05